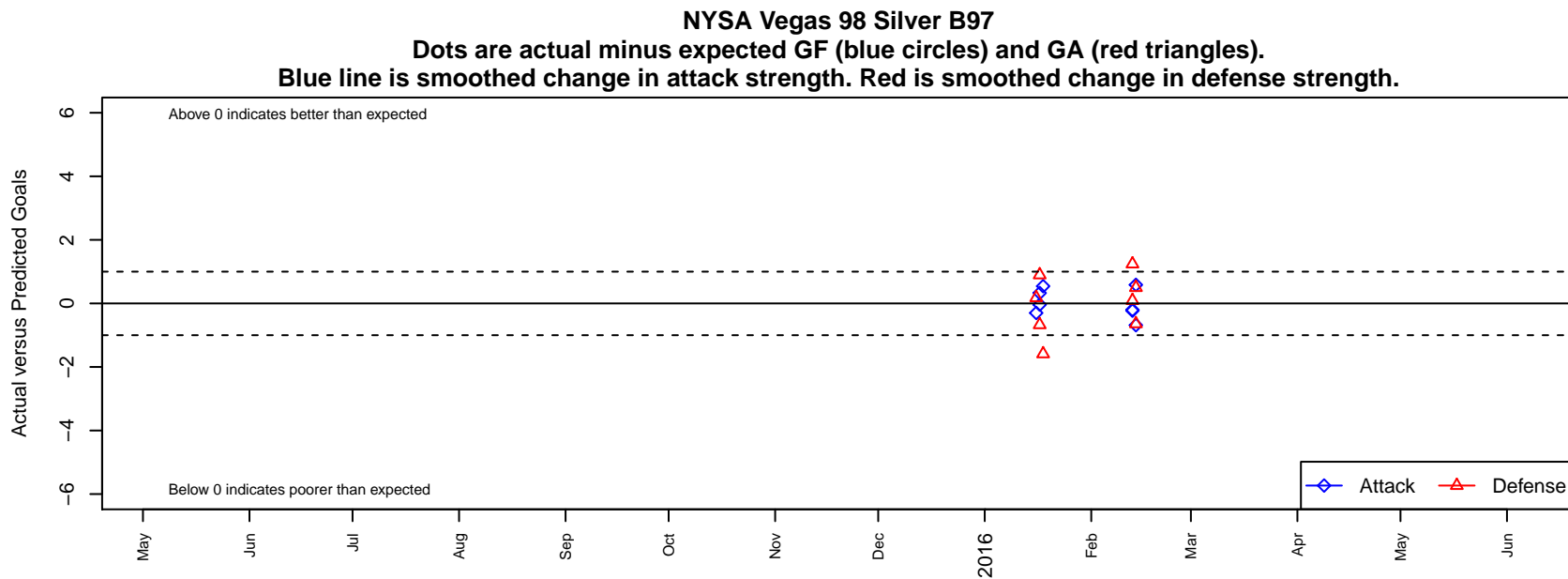


NYSA Vegas 98 Silver B97

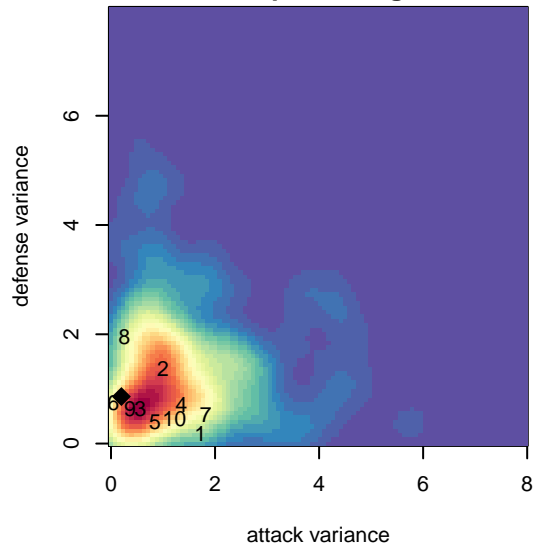
, NV
B97 total strength=1615
attack=13.19 defense=21.5

alt names used:
NYSA VEGAS SILVER 98 (NV)

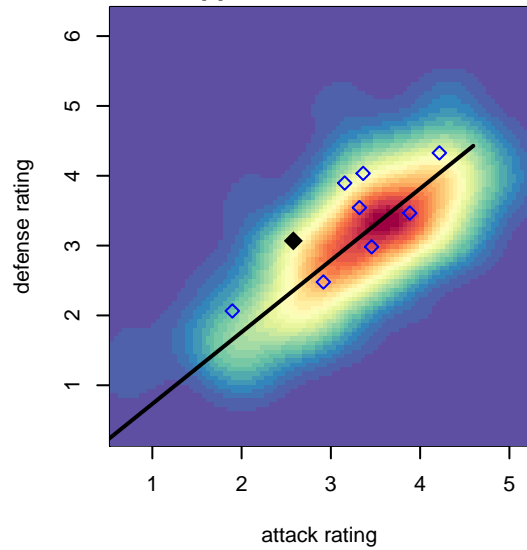
Venues played:
2015 Vegas MLK Cup Gold U18
2015 Vegas Mayors Showcase Chapman Auto



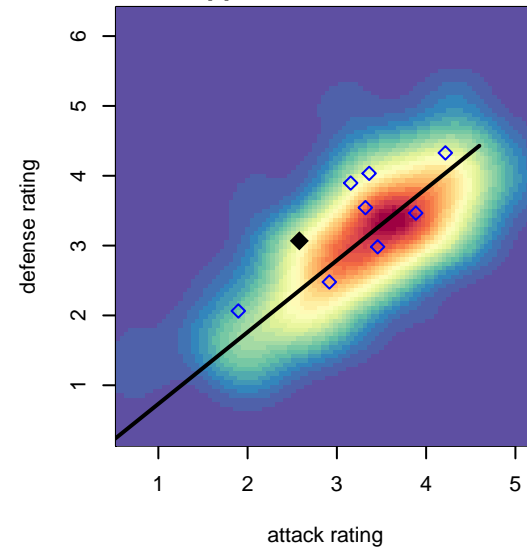
**attack and defense variance (black dot)
relative to other teams
and top 10 in region**



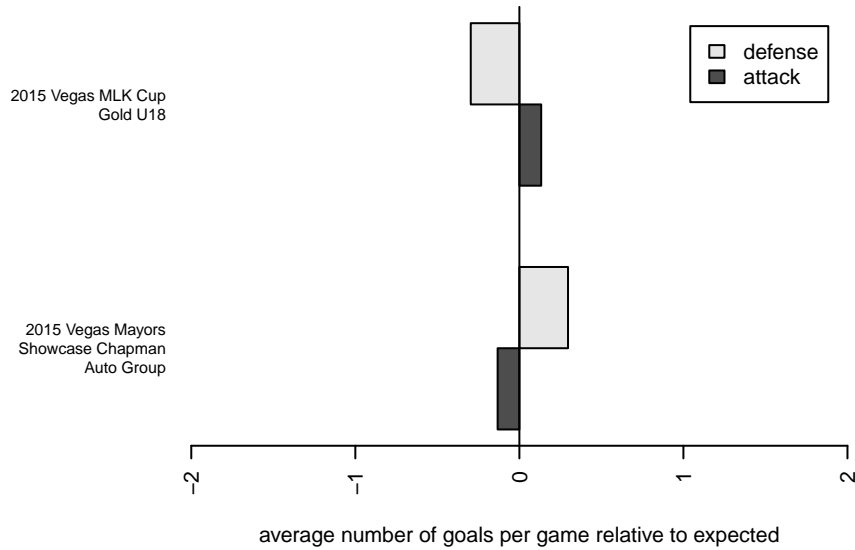
**attack and defense rating
relative to others at age
and all opponents in last 13 months**



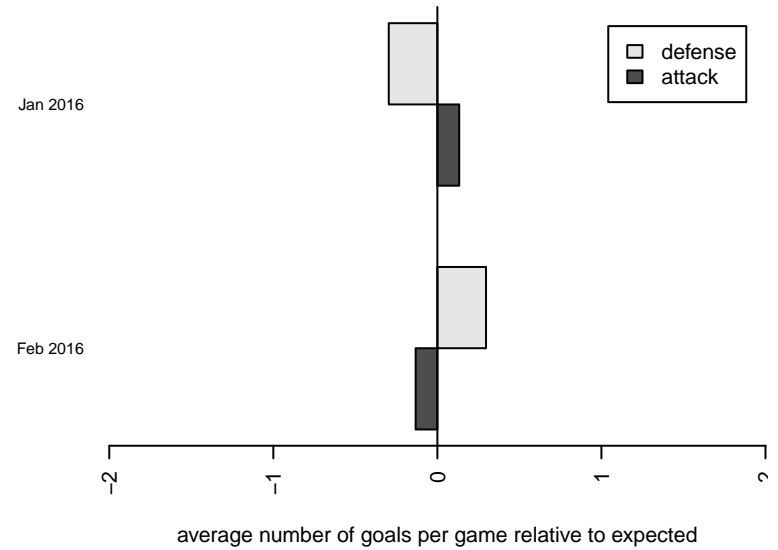
**attack and defense rating
relative to others at age
and all opponents in last 13 months**



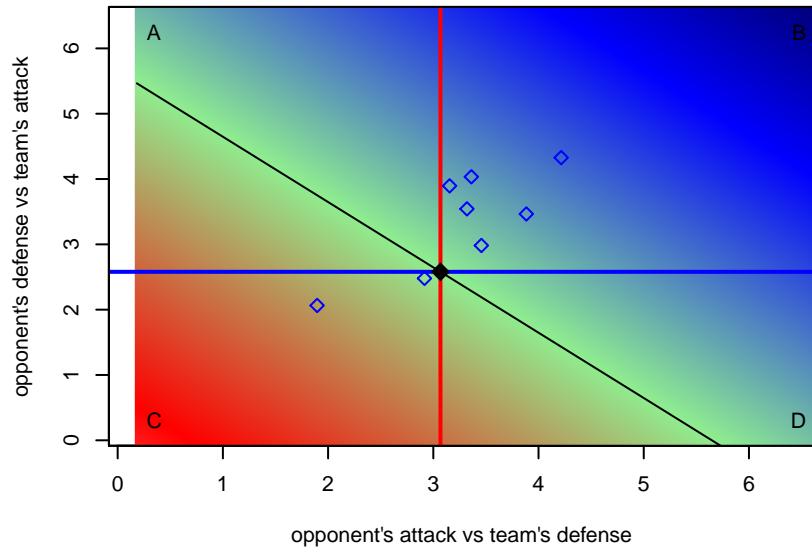
Performance relative to 13 month average



Performance relative to 13 month average



Distribution of opponents
 Red = Lose zone, Blue = Win zone, Green = Even
 Black line separates win/lose zones



lot. A=Neither has attack advantage, B=Opponent has both attack and defense advantage, C=Opponent has both attack and defense disadvantage, D=Both have

date	home		away		venue	pred.home	pred.away
2016-02-14	Emerald City FC Green B97	2	NYSA Vegas 98 Silver B97	1	2015 Vegas Mayors Showcase Chapman Auto	1.36	0.41
2016-02-14	NYSA Vegas 98 Silver B97	0	Newark Argonauts B96	1	2015 Vegas Mayors Showcase Chapman Auto	0.69	1.50
2016-02-13	NYSA Vegas 98 Silver B97	0	San Juan SC Lightning 98 Blue B97	0	2015 Vegas Mayors Showcase Chapman Auto	0.23	1.24
2016-02-13	Sparta United 98 Premier B97	3	NYSA Vegas 98 Silver B97	0	2015 Vegas Mayors Showcase Chapman Auto	3.09	0.20
2016-01-18	NYSA Vegas 98 Silver B97	1	Las Vegas Neon B97	4	2015 Vegas MLK Cup Gold U18	0.46	2.41
2016-01-17	Heat FC 98 NPL B97	1	NYSA Vegas 98 Silver B97	2	2015 Vegas MLK Cup Gold U18	0.33	1.67
2016-01-17	Forza FC Premier B97	0	NYSA Vegas 98 Silver B97	1	2015 Vegas MLK Cup Gold U18	0.90	1.04
2016-01-16	Las Vegas Sports Academy 98 Red B97	1	NYSA Vegas 98 Silver B97	0	2015 Vegas MLK Cup Gold U18	1.18	0.30